

GENOA™
Reimagine Luxury

acrynova
collection
2 0 2 3

6 H G R A D E

1.5 M M A N T I S C R A T C H L A M I N A T E



find out More

Welcome to Genoa Sales LLP, the leading brand in the realm of Anti scratch Acrylic laminates throughout PAN India. We take pride in offering an extensive array of top-quality products, catering to diverse design needs and preferences. With our commitment to excellence and innovation, we have established ourselves as a trusted name in the industry.

At Genoa Sales LLP, we understand the importance of providing a wide range of choices to our esteemed customers. Our product line-up boasts an impressive collection of High Gloss Acrylic Laminates, available in Solid, Metallic, Marble, Veneer, and Stone finishes. These laminates not only offer exceptional durability but also exude elegance and sophistication, elevating any interior space.

In addition to our High Gloss range, we also offer a stunning selection of Matt Acrylic laminates in an array of captivating solid colours. These laminates are perfect for those seeking a subtle yet stylish aesthetic, creating a harmonious ambiance in any setting.

Going beyond the ordinary, we present our esteemed customers with our high-end range of **EVOQUE** designer laminates. Crafted with meticulous attention to detail, these laminates epitomize luxury and refinement, adding a touch of opulence to every surface they adorn.

Furthermore, we are proud to introduce our **D-box** Solid Colour PVC Laminates, which provide a versatile solution for both residential and commercial spaces. These laminates combine durability with vibrant colours, making them a popular choice among interior designers and architects alike.

Under our esteemed collection **Manoré**, we offer a remarkable range of PS-based wall panelling, designed to transform any wall into a captivating work of art. With their exceptional craftsmanship and eye-catching designs, our wall panels effortlessly enhance the aesthetics of any space, be it homes, offices, or hospitality venues.

At Genoa Sales LLP, our commitment to quality, customer satisfaction, and innovation sets us apart. With our extensive range of Anti scratch acrylic laminates, including High Gloss and Matt varieties, along with our exclusive designer laminates and wall panelling solutions, we aim to exceed the expectations of our discerning clientele.

Choose Genoa Sales LLP for your laminates needs and experience the perfect blend of style, durability, and innovation.

APPLICATION

Available in Size

2440mm X 1220mm (8ft X 4ft)

Thickness : **1.3-1.5mm (+/- 10%)** same as sample use in brochure



Kitchen



Furniture



Bathroom



Commercial



Healthcare



Restaurants

FEATURES



ANTI SCRATCH

Treated with a special lacquer coating on the surface, our 6h anti scratch acrylic laminates can bear daily wear & tear.



ANTI YELLOW

Anti-Yellow UV Resistance.



ANTI-VIRUS PROPERTIES

Anti-bacterial and Anti-fungal.



TERMITE & BORER FREE

Our laminate are specially treated to ensure they remain termite and borer free for several years.



WIDE RANGE

Lots of Range and Huge Collection.



WATER PROOF

Low porosity low water absorption.



LIGHT WEIGHT

For ease of use and Effortless installation, our Range of laminates have been developed in A way to keep them extremely light weight.



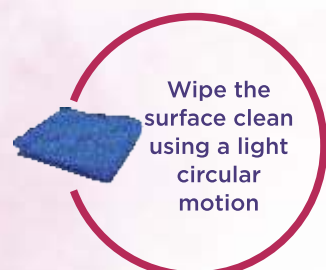
HIGHLY DURABILITY & STRENGTH

Our Anti Scratch Acrylic Laminates are Extremely sturdy and Durable. They can withstand heavy loads easily.



100% PURE ACRYLIC

100% Pure Acrylic Sheet



Wipe the surface clean using a light circular motion



Shake it well and lightly spray on the surface

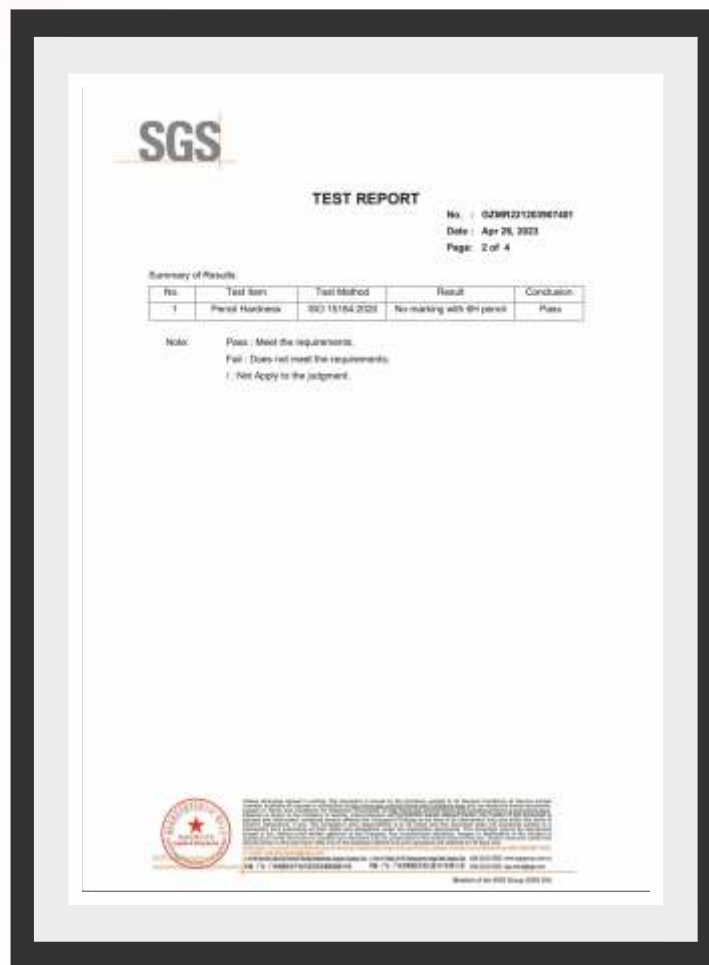
INDEX

DESIGN NO.	PAGE NO.	COLOUR	DESIGN NO.	PAGE NO.	COLOUR	DESIGN NO.	PAGE NO.	COLOUR	DESIGN NO.	PAGE NO.	COLOUR
GA-4129 ✳	02		GA-4018	16		GA-4411 ✳	28		GA-4805 ✳	42	
GA-4030	02		GA-4016	18		GA-4414 ✳	28		GA-4806 ✳	42	
GA-4111 ✳	04		GA-4039	18		GA-4425 ✳	30		GA-4811 ✳✳	44	
GA-4011	04		GA-4031	18		GA-4407 ✳	30		GA-4814 ✳✳	44	
GA-4128 ✳	06		GA-4032	18		GA-4421 ✳	30		GA-4812 ✳✳	46	
GA-4028	06		GA-4040	18		GA-4419 ✳	30		GA-4813 ✳✳	46	
GA-4143 ✳	08		GA-4036	20		GA-4404 ✳	30		GA-4605 ✳	48	
GA-4013	08		GA-4033	20		GA-4403 ✳	30		GA-4606 ✳	48	
GA-4112 ✳	10		GA-4034	20		GA-4412 ✳	32		GA-4601 ✳	50	
GA-4001	12		GA-4009	20		GA-4408 ✳	32		GA-4602 ✳	50	
GA-4002	12		GA-4037	22		GA-4410 ✳	32		GA-4607 ✳	52	
GA-4027	12		GA-4038	22		GA-4409 ✳	34		GA-4603 ✳	52	
GA-4004	12		GA-4003	22		GA-4423 ✳	34		GA-4608 ✳	54	
GA-4020	12		GA-4005	24		GA-4422 ✳	34		GA-4609 ✳	56	
GA-4023	14		GA-4006	24		GA-4418 ✳	36		GA-4610 ✳	56	
GA-4014	14		GA-4022	24		GA-4420 ✳	36		GA-01 ✳	58	
GA-4010	14		GA-4026	24		GA-4424 ✳	36		GA-02 ✳	58	
GA-4007	14		GA-4019	26		GA-4807 ✳	38		GA-03 ✳	58	
GA-4012	14		GA-4035	26		GA-4808 ✳	38		GA-04 ✳	58	
GA-4008	16		GA-4415 ✳	28		GA-4801 ✳	40				
GA-4029	16		GA-4417 ✳	28		GA-4803 ✳	40				

In recent time, fake products have created a serious problem across the country. Always buy original **GENOA** products. Before buying, please check **GENOA** sticker & ensure whether you have bought original **GENOA** Products. In case if you have any doubt,



6H ANTI - SCRATCH SGS CERTIFICATE



FOR ASSURED GENUINE PRODUCT





LOOKOUT FOR THIS STICKER ON THE SHEET




USED LAMINATE
GA-4129 





GA-4129 



GA-4030

Stripe

01

02

Sheet Size : 1220mm x 2440mm (4ft x 8 ft)

Scan QR Code
For Full Sheet View





There can be colour variation in material from different batches. It is advised to use same batch material to avoid colour variation. Actual colour of the laminate sheet may vary from this brochure.

USED LAMINATE
GA-4111

USED LAMINATE
GA-4011





GA-4111 



GA-4011

Stripe


Scan QR Code
For Full Sheet View




There can be colour variation in material from different batches. It is advised to use same batch material to avoid colour variation. Actual colour of the laminate sheet may vary from this brochure.

USED LAMINATE
GA-4128





GA-4128 



GA-4028

Scan QR Code
For Full Sheet View




Stripe



USED LAMINATE
GA-4143



GA-4143 



GA-4013



Stripe

Scan QR Code
For Full Sheet View




There can be colour variation in material from different batches. It is advised to use same batch material to avoid colour variation. Actual colour of the laminate sheet may vary from this brochure.

USED LAMINATE
GA-4112



Scan QR Code
For Full Sheet View



GA-4112 

There can be colour variation in material from different batches. It is advised to use same batch material to avoid colour variation. Actual colour of the laminate sheet may vary from this brochure.

USED LAMINATE
GA-4002





Solid Colour





GA-4001

EB - 4001




GA-4002

EB - 4002





GA-4027

EB - 4027



GA-4004

EB - 4004



GA-4020

EB - 4020



GA-4013

EB - 4013




There can be colour variation in material from different batches. It is advised to use same batch material to avoid colour variation. Actual colour of the laminate sheet may vary from this brochure.



USED LAMINATE
GA-4010

Solid Colour




GA-4023

EB - 4023




GA-4011

EB - 4011




GA-4014

EB - 4014



GA-4007

EB - 4007



GA-4010

EB - 4010



GA-4012

EB - 4012




There can be colour variation in material from different batches. It is advised to use same batch material to avoid colour variation. Actual colour of the laminate sheet may vary from this brochure.





USED LAMINATE
GA-4008

Solid Colour




GA-4008

EB - 4008




GA-4007

EB - 4007



GA-4029

EB - 4029




GA-4018

EB - 4018



GA-4028

EB - 4028



GA-4030

EB - 4030





USED LAMINATE
GA-4031


USED LAMINATE
GA-4039

Solid Colour





GA-4016

EB - 4016



GA-4039

EB - 4039





GA-4031

EB - 4031



GA-4001

EB - 4001



GA-4032

EB - 4032



GA-4040

EB - 4040




There can be colour variation in material from different batches. It is advised to use same batch material to avoid colour variation. Actual colour of the laminate sheet may vary from this brochure.

USED LAMINATE
GA-4007

USED LAMINATE
GA-4036



Solid Colour




GA-4036

EB - 4036




GA-4033

EB - 4033




GA-4034

EB - 4034




GA-4007

EB - 4007




GA-4009

EB - 4009



GA-4023

EB - 4023




There can be colour variation in material from different batches. It is advised to use same batch material to avoid colour variation. Actual colour of the laminate sheet may vary from this brochure.





USED LAMINATE
GA-4037

Solid Colour





GA-4037

EB - 4037




GA-4038

EB - 4038



GA-4003

EB - 4003






USED LAMINATE
GA-4006

Solid Colour




GA-4007

EB - 4007




GA-4005

EB - 4005




GA-4006

EB - 4006



GA-4022

EB - 4022



GA-4026

EB - 4026




There can be colour variation in material from different batches. It is advised to use same batch material to avoid colour variation. Actual colour of the laminate sheet may vary from this brochure.



USED LAMINATE
GA-4019

USED LAMINATE
GA-4001

Solid Colour




GA-4019

EB - 4019



GA-4001


EB - 4001



GA-4035

EB - 4035





USED LAMINATE
GA-4415


Metallic




GA-4415 ✦



GA-4417 ✦



GA-4411 ✦



GA-4414 ✦


USED LAMINATE
GA-4403



Metallic




GA-4425 ✦




GA-4407 ✦




GA-4421 ✦



GA-4419 ✦



GA-4404 ✦



GA-4403 ✦

There can be colour variation in material from different batches. It is advised to use same batch material to avoid colour variation. Actual colour of the laminate sheet may vary from this brochure.

USED LAMINATE
GA-4408


USED LAMINATE
GA-4415




Metallic



GA-4412 ✦



GA-4408 ✦



GA-4410 ✦

There can be colour variation in material from different batches. It is advised to use same batch material to avoid colour variation. Actual colour of the laminate sheet may vary from this brochure.


USED LAMINATE
GA-4409




Metallic



GA-4409 ✦



GA-4423 ✦



GA-4422 ✦



There can be colour variation in material from different batches. It is advised to use same batch material to avoid colour variation. Actual colour of the laminate sheet may vary from this brochure.


USED LAMINATE
GA-4420

USED LAMINATE
GA-4424




Metallic

6 H G R A D E



GA-4418 ✪




GA-4420 ✪



GA-4424 ✪

There can be colour variation in material from different batches. It is advised to use same batch material to avoid colour variation. Actual colour of the laminate sheet may vary from this brochure.



USED LAMINATE
GA-4807 ♻️


Marble



GA-4807 

Scan QR Code
For Full Sheet View



GA-4808 

Scan QR Code
For Full Sheet View



USED LAMINATE
GA-4803




Marble



GA-4801 


Scan QR Code
For Full Sheet View



GA-4803 

Scan QR Code
For Full Sheet View





USED LAMINATE
GA-4806 ♻️

Marble



GA-4805 ★

Scan QR Code
For Full Sheet View



GA-4806 ★

Scan QR Code
For Full Sheet View



Sheet Size : 1220mm x 2440mm (4ft x 8 ft)

USED LAMINATE
GA-4811 ♻️ ♻️



Marble



GA-4811 ★★

Scan QR Code
For Full Sheet View




GA-4814 ★★

Scan QR Code
For Full Sheet View



USED LAMINATE
GA-4813 ❖❖



Marble



GA-4812 ★★

Scan QR Code
For Full Sheet View



GA-4813 ★★

Scan QR Code
For Full Sheet View





USED LAMINATE
GA-4606 ♻️

Wooden



GA-4605 ★

Scan QR Code
For Full Sheet View



GA-4606 ★

Scan QR Code
For Full Sheet View



USED LAMINATE
GA-4601 ♻️



Wooden



GA-4601 

Scan QR Code
For Full Sheet View



GA-4602 

Scan QR Code
For Full Sheet View






USED LAMINATE
GA-4607 ✪


Wooden



GA-4607 

Scan QR Code
For Full Sheet View



GA-4603 


Scan QR Code
For Full Sheet View





USED LAMINATE
GA-4608 ♻️


Wooden




GA-4608 


Scan QR Code
For Full Sheet View






USED LAMINATE
GA-4610 

Wooden



GA-4609 ★

Scan QR Code
For Full Sheet View



GA-4610 ★

Scan QR Code
For Full Sheet View





USED LAMINATE
GA-4608

self adhesive

scratch resistance

Mirror



GA-4701 ✦

SILVER



GA-4702 ✦

CHROME



GA-4703 ✦

ROSE GOLD



GA-4704 ✦

TIN/GUNMETAL

Application Method

- Surface of Plywood /MDF must be dust free to use self adhesive mirror Acrylic sheet.
- For self adhesive glue to work, apply the laminate on a rough surface
- Do not use mirror finish sheets for application in big sizes

There can be colour variation in material from different batches. It is advised to use same batch material to avoid colour variation. Actual colour of the laminate sheet may vary from this brochure.




To avoid the formation of air bubbles when using a laminate sheet to decorate plywood, follow these steps:

1. Prepare the Surface: Ensure that the plywood surface is clean, dry, and free from any dust or debris. Sand down any irregularities or rough spots to create a smooth surface.
2. Measure and Cut the Laminate Sheet: Measure the dimensions of the plywood and cut the laminate sheet slightly larger than the size of the plywood. This extra allowance will allow you to trim the edges later.
3. Apply Adhesive: Use 'GENBond' adhesive. Apply an, even layer of adhesive to the plywood surface using a paint roller or brush, following the manufacturer's instructions.
4. Position the Laminate Sheet: Carefully place the laminate sheet onto the plywood, aligning it properly. Start by positioning one edge and gradually press down the rest of the sheet, smoothing it out as you go. Use a laminate roller or a clean, smooth cloth to remove any air bubbles by pressing firmly from the centre outward.
5. Apply Pressure and Allow Curing Time: After trimming, apply pressure on the laminate sheet using clamps/Abro Tape or heavy objects placed evenly across the surface. Maintain this pressure for at least 48 hours to allow the adhesive to fully cure and create a strong bond between the laminate and the plywood.
6. Trim the Edges: Once the laminate sheet is in place and free from air bubbles, allow the adhesive to dry according to the manufacturer's instructions. Then, use a laminate trimmer or a sharp utility knife to carefully trim the excess laminate from the edges of the plywood, following the shape of the plywood.
7. Apply Edge Banding (Optional): If desired, apply edge banding to cover the exposed edges of the plywood. Use a laminate trimmer or a sharp utility knife to cut the edge banding to size and adhere it using an appropriate adhesive.

By following these steps, using the recommended 'GENBond' adhesive, applying pressure, and allowing for sufficient curing time, you can minimize air bubble formation and achieve a smooth, professional-looking laminate finish on your plywood.

Please note: Genoa Acrylic laminates do not take any responsibility for air bubble formation during the application process.

Formation of Air Bubbles is strictly an application issue and beyond the scope of manufacturing faults.



do & dont's

1. Store the laminate in a cool and dry place.
2. Do not use Fast acting glue like HEATX on acrylic laminates as they can cause color changes.
3. Do not use hard reactive cleaners like alcohol, solvent, acetone, petrol, pinewood, or oil. These will damage the surface of the acrylic.
4. please use a soft microfiber cloth for cleaning.
5. Do not place HOT items near the surface of the Acrylic. As the sheet is flammable and can easily melt. Acrylic laminates are not Fire-resistant.

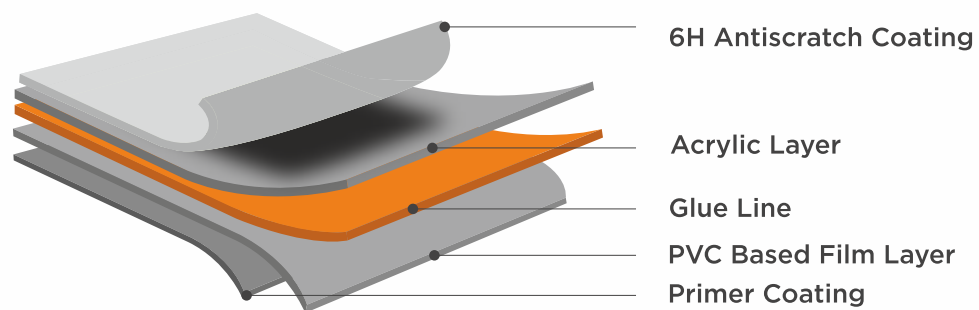
DO NOT KEEP ACRYLIC IN ROLL FORM AT THE SITE. CRACKS WILL EMERGE WHEN ACRYLIC LAMINATES ARE KEPT IN ROLL FORM FOR OVER 24 HOURS. PLEASE CHECK THE SHEETS RIGHT AFTER RECEIVING AND OPEN THE ROLL. GENOA DOES NOT ACCEPT RETURNS FOR CRACKING OF ACRYLIC LAMINATES AFTER 24 HOURS OF DELIVERY

There can be colour variation in material from different batches. It is advised to use same batch material to avoid colour variations. Actual colour of the Acrylic sheet may vary from this brochure.

Technical Specifications.

Parameters	GENOA Acrylic Laminate	High Gloss Laminate Mica	PU Coating / Duco Paint	Back Painted Glass
Gloss Level	>90	>70	>85	>85
Scratch Proof	6H Antisractch	No	No	No
Color Consistency	Excellent	Not Good	Not Good	Not Good
Orange Peel	No	Yes	Yes	No
UV Resistance	Excellent	Bad	Bad	Bad
Water Resistance	Excellent	Bad	Bad	Excellent
DRY Heat Resistance	Excellent	Good	Bad	Bad
Volatile Organic Compounds (VOCs)	No	Yes	Yes	Yes

PANEL STRUCTURE



RECOMMENDED ADHESIVE FOR PRESSING

LIMITED WARRANTY:

Genoa products are reasonably free of defects and when properly handled and fabricated will comply, within reasonable deviations to applicable manufacturing specifications. Clients are advised to inspect product thoroughly prior to installation. Genoa warranty will not cover defects and non-compliance from otherwise attributable to any other causes, including without limitation:

- Improper handling / transportation / storage of the products
- Improper installation and unintended usage of the products
- Lack of / or improper maintenance of the products
- Exposure of the products to extreme temperatures
- Unauthorized alteration to the products
- Outdoor applications.

- No guarantee and no exchange in any circumstances
- There can be colour variation in material from different batches. It is advised to use same batch material to avoid colour variations
- Actual colour of the acrylic sheet may vary from this brochure.



OUR RANGE OF PRODUCTS

GENOA™
Reimagine Luxury
ACRYLIC SHEET



100% PVC CORE

MANORÉ
INTERIOR LOUVERS

EVOQUE
1.5mm scratch resistant



RECOMMENDED ADHESIVE

**GEN
BOND**

www.genoalam.com info@genoalam.com

There can be colour variation in material from different batches. It is advised to use same batch material to avoid colour variation.
Actual colour of the laminate sheet may vary from this brochure.